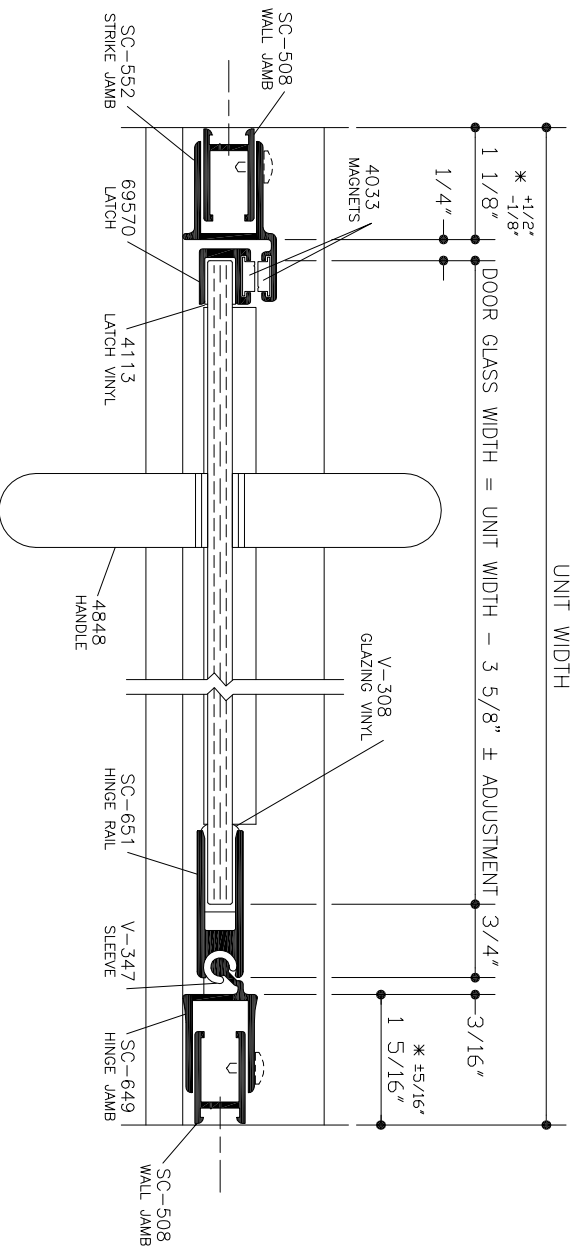
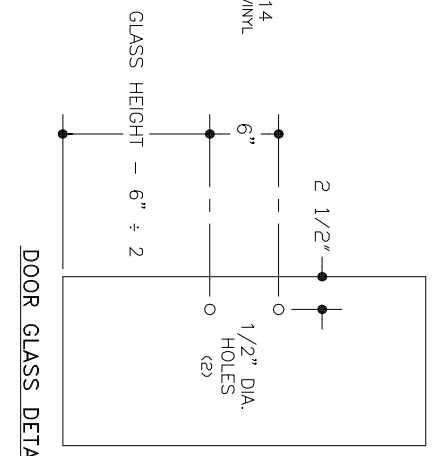
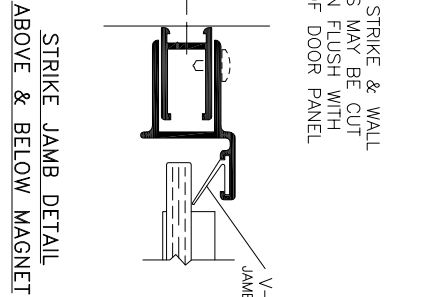


VERTICAL CROSS SECTION



HORIZONTAL CROSS SECTION

1/2 SIZE DETAIL

SERIES

300CV

FRAMELESS CONTINUOUS HINGE

- NOTES:
1. The SC-4033 strike jamb magnet (4" long) should be centered in the jamb with V-314 jamb seal vinyl above and below it (see detail).
 2. Application of tolerances may affect glass and horizontal frame member sizes.

NOTE: Glazing material for all KD units and Glazed units must conform to Ansi Z97.1 and CPSC Standard 16 CFR 1201 Category I and II.

G03711237
4-11-14



ALUMAX
BATH ENCLOSURES
by Sapa

PO Box 40 - Magnolia, AR 71754-0040 - (870) 234-4260
www.alumaxshowerdoo.com